

**QUALIKO**

PROFESSIONAL LIGHT COMPONENTS

2022

# WALLY

QUALIKO  
PROFESSIONAL LIGHT COMPONENTS  
srl




Mini lavamuro LED • Mini LED wall washer





Versione DALI disponibile a richiesta  
DALI version available on request

Vedere pagina 168 per i kit che includono il driver LED - See page 168 for kits including LED driver



Type	Part N°	Dimensions (mm)	Beam (°)	Input (V)	Power (W)	Flux (Lm)	°Kelvin	Packing box dimensions (mm)	Weight (kg)
WALLY 30 25° NW	<b>BAW225L3009N</b>	300x30x7h	25	24 VDC	9±1	678	4000°	350x37x24	0,25
WALLY 30 25° WW	<b>BAW225L3009W</b>	300x30x7h	25	24 VDC	9±1	594	3000°	350x37x24	0,25
WALLY 30 45° NW	<b>BAW245L3009N</b>	300x30x7h	45	24 VDC	9±1	698	4000°	350x37x24	0,25
WALLY 30 45° WW	<b>BAW245L3009W</b>	300x30x7h	45	24 VDC	9±1	602	3000°	350x37x24	0,25
WALLY 120 25° NW	<b>BAW22512035N</b>	1200x30x7h	25	24 VDC	35±1	2557	4000°	1258x37x24	0,55
WALLY 120 25° WW	<b>BAW22512035W</b>	1200x30x7h	25	24 VDC	35±1	2227	3000°	1258x37x24	0,55
WALLY 120 45° NW	<b>BAW24512035N</b>	1200x30x7h	45	24 VDC	35±1	2574	4000°	1258x37x24	0,55
WALLY 120 45° WW	<b>BAW24512035W</b>	1200x30x7h	45	24 VDC	35±1	2271	3000°	1258x37x24	0,55

**BAW2ROTBRACK** adjustable tilt bracket - 1 piece - optional

### **Proiettore LED lineare per illuminazione radente**

- Adatto all'uso sia interno che esterno (IP65)
- Disponibile con due fasci luminosi: 25° e 45°
- Dimensioni estremamente compatte.
- Staffa ad inclinazione regolabile opzionale.

### **Projecteur linéaire à LED pour éclairage rasant (Wallwasher)**

- Approprié pour une utilisation et à l'intérieur (IP65)
- Disponible en deux faisceaux lumineux: 25° et 45°
- Taille super compacte
- Support pour installation orientable (Optional)

### **Linear LED wallwasher**

- Suitable for both indoor and outdoor use (IP65)
- Available with two light beams: 25° and 45°
- Extremely compact dimensions
- Optional adjustable tilt bracket

### **Proyector lineal LED (bañador de pared)**

- Para uso tanto en interiores como en exteriores (IP65)
- Disponible con dos haces de luz: 25° y 45°
- Dimensiones extremadamente compactas
- Soporte de inclinación ajustable opcional

### **Linearer LED-Fluter für Weidebeleuchtung (Wallwasher)**

- Geeignet für den innen- und Außenbereich (IP65)
- Verfügbar mit zwei Lichtstrahlen: 25° und 45°
- Extrem kompakte Abmessungen
- Optionale einstellbare Neigungshalterung

# WALLY RGB

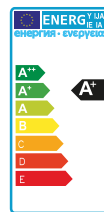
QUALIKO<sup>srl</sup>  
PROFESSIONAL LIGHT COMPONENTS




Mini lavamuro LED • Mini LED wall washer

# WALLY RGB Mini lavamuro LED • Mini LED wall washer

QUALIKO



Vedere pagina 168 per i kit che includono il driver LED - See page 168 for kits including LED driver



Type	Part N°	Dimensions (mm)	Color	Beam (°)	Input (V)	Power (W)	Flux (Lm)	Packing box dimensions (mm)	Weight (kg)
WALLY 30 25° RGB	<b>BAW225L3009R</b>	300x30x7h	RGB	25	24 VDC	9±1	223	350x37x24	0,25
WALLY 30 45° RGB	<b>BAW245L3009R</b>	300x30x7h	RGB	45	24 VDC	9±1	228	350x37x24	0,25
WALLY 120 25° RGB	<b>BAW22512035R</b>	1200x30x7h	RGB	25	24 VDC	35±1	845	1258x37x24	0,55
WALLY 120 45° RGB	<b>BAW24512035R</b>	1200x30x7h	RGB	45	24 VDC	35±1	866	1258x37x24	0,55
<b>BAW2ROTBRACK</b>		adjustable tilt bracket - 1 piece - optional							

## Proiettore LED RGB lineare per illuminazione radente

- Adatto all'uso sia interno che esterno (IP65)
- Disponibile con due fasci luminosi: 25° e 45°
- Dimensioni estremamente compatte.
- Staffa ad inclinazione regolabile opzionale.

## Linear RGB LED wallwasher

- Suitable for both indoor and outdoor use (IP65)
- Available with two light beams: 25° and 45°
- Extremely compact dimensions
- Optional adjustable tilt bracket

## Linearer RGB LED-Fluter für Weidebeleuchtung (Wallwasher)

- Geeignet für den innen- und Außenbereich (IP65)
- Verfügbar mit zwei Lichtstrahlen: 25° und 45°
- Extrem kompakte Abmessungen
- Optionale einstellbare Neigungshalterung

## Projecteur linéaire à LED RGB pour éclairage rasant (Wallwasher)

- Approprié pour une utilisation et à l'intérieur (IP65)
- Disponible en deux faisceaux lumineux: 25° et 45°
- Taille super compacte
- Support pour installation orientable (Optional)

## Proyector linear LED RGB (bañador de pared)

- Para uso tanto en interiores como en exteriores (IP65)
- Disponible con dos haces de luz: 25° y 45°
- Dimensiones extremadamente compactas
- Soporte de inclinación ajustable opcional

# FLAX EVO

QUALIKO  
PROFESSIONAL LIGHT COMPONENTS  
srl



Plafoniere stagne LED • LED waterproof fixtures



Type	Part N°	Dimensions (mm)	Input (V)	Net weight kg	Flux (Lm)	°Kelvin	Power +/- (W Max)	Power Factor
FLAX EVO 60	<b>BSCWP20620NW</b>	655x80x56h	100÷277	0,70	2587	4000°	20	>0,95
FLAX EVO 120	<b>BSCWP21240NW</b>	1255x80x56h	100÷277	1,25	5175	4000°	40	>0,95
FLAX EVO 150	<b>BSCWP21548NW</b>	1555x80x56h	100÷277	1,53	6298	4000°	48	>0,95

**🇮🇹 Plafoniera stagna LED IP65**

- Sostituisce la tradizionale plafoniera stagna fluorescente
- Schermo in Policarbonato.
- Applicazioni tipiche: uffici, aree produttive, supermercati, laboratori, etc.
- CRI>80

**🇬🇧 LED waterproof IP65 fitting**

- Ideal replacement for traditional fluo waterproof fitting
- Polycarbonate cover.
- Typical applications: offices, manufacturing areas, supermarkets, laboratories, etc.
- CRI>80

**🇩🇪 IP65 wassergedichte Led-Leuchte**

- Für Ersatz von Standard wassergedichten Leuchtstofflampen geeignet
- Schirm aus Polycarbonat.
- Typische Anwendungen: Büros, Industriegebieten, Labors, Supermärkten usw
- CRI>80

**🇫🇷 Plafonnier étanche à LED IP65**

- Remplace le plafonnier étanche avec fluorescence
- Reflecteur en polycarbonate.
- Utilisations typiques: bureaux, usines, supermarchés, laboratoires
- CRI>80

**🇪🇸 Luminarias estancas LED IP65**

- Ideal para reemplazar luminarias estancas fluorescentes
- Pantalla de Policarbonato.
- Instalaciones típicas: oficinas, fábricas, supermercados, laboratorios, etc.
- CRI>80

# FUTURA

QUALIKO  
PROFESSIONAL LIGHT COMPONENTS srl



Plafoniere stagne LED • LED waterproof fixtures





**For T8 LED tubes ONE SIDE INPUT ONLY (NOT INCLUDED)**



IP65 IK08 RoHS



Type	Part N°	Dimensions (mm)	Net weight kg	Suggested LED tube (one side input)	Packing Unit (pcs)	Packing unit dimensions (mm)	Packing unit weight Gross (kg)
FUTURA 60	<b>BS1X0600000B</b>	655x90x90h	0,8	1x60 cm	10	680x190x350h	10,0
FUTURA 120	<b>BS1X1200000B</b>	1265x90x90h	1,5	1x120 cm	6	1290x190x220h	8,1
FUTURA 150	<b>BS1X1500000B</b>	1565x90x90h	1,8	1x150 cm	6	1590x190x220h	13,0
FUTURA TWIN 60	<b>BS2X0600000B</b>	655x125x90h	1,0	2x60 cm	8	680x270x280h	10,6
FUTURA TWIN 120	<b>BS2X1200000B</b>	1265x125x90h	2,0	2x120 cm	6	1290x210x270h	13,0
FUTURA TWIN 150	<b>BS2X1500000B</b>	1565x125x90h	2,4	2x150 cm	6	1590x210x270h	17,4

**🇮🇹 Plafoniera stagna LED IP65 per tubi LED**

- Per utilizzo esclusivo con tubi elettronici a LED alimentati su di un solo lato
- Sostituisce la tradizionale plafoniera stagna fluorescente
- Schermo in Policarbonato, clips di chiusura INOX
- Applicazioni tipiche: uffici, aree produttive, supermercati, laboratori, etc.

**🇬🇧 LED tube waterproof IP65 fitting**

- To be used with LED electronic tubes with single side input only
- Ideal replacement for traditional fluo waterproof fitting
- Polycarbonate cover, closing clips in stainless steel
- Typical applications: offices, manufacturing areas, supermarkets, laboratories, etc.

**🇩🇪 IP65 wassergedichte Led-Leuchte**

- Nur mit Led-Leuchten mit einseitiger speisung verwenden
- Für Ersatz von Standard wassergedichten Leuchtstofflampen geeignet
- Schirm aus Polycarbonat und Verschlussklammern aus Edelstahl
- Typische Anwendungen: Büros, Industriegebieten, Labors, Supermärkten usw

**🇫🇷 Plafonnier étanche à LED IP65 pour tubes a LED**

- Utilisation qu'avec des tubes électroniques a LED alimentés d'une seule côté
- Remplace le plafonnier étanche avec fluorescence
- Reflector en polycarbonate, clips de fermeture en INOX
- Utilisations typiques: bureaux, usines, supermarchés, laboratoires

**🇪🇸 Luminarias estancas para tubos LED IP65**

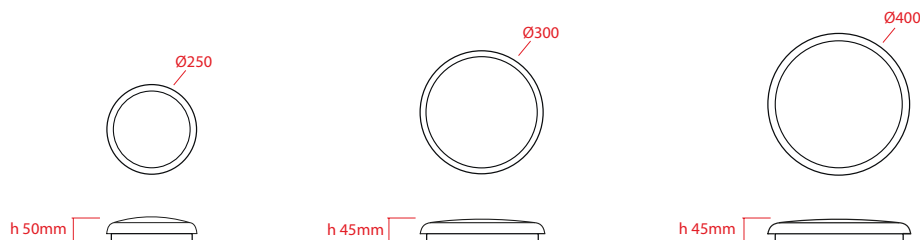
- Use sólo tubos electrónicos de LED alimentados en un solo lado
- Ideal para reemplazar luminarias estancas fluorescentes
- Pantalla de Policarbonato, clips de acero inoxidable
- Instalaciones típicas: oficinas, fábricas, supermercados, laboratorios, etc.

# ZERO

QUALIKO  
PROFESSIONAL LIGHT COMPONENTS  
srl



Plafoniere LED • LED fixtures



Type	Part N°	Dimensions (mm)	Light Colour	° Kelvin (±10%)	Lumen	Power (W)	Input (V)	CRI	IP	Packing box dimensions (mm)	Weight (kg)
ZERO 25 NW	<b>BZERO25012NW</b>	Ø250	NW	4100°K	1043	12	100÷240 AC	>85	54	260x260x60	0,80
ZERO 30 NW	<b>BZERO30025NW</b>	Ø300	NW	4100°K	2287	25	100÷240 AC	>85	54	310x310x55	1,15
ZERO 40 NW	<b>BZERO40030NW</b>	Ø400	NW	4100°K	2674	30	100÷240 AC	>85	54	410x410x60	1,75
ZERO 25 WW	<b>BZERO25012WW</b>	Ø250	WW	3000°K	982	12	100÷240 AC	>85	54	260x260x60	0,80
ZERO 30 WW	<b>BZERO30025WW</b>	Ø300	WW	3000°K	2276	25	100÷240 AC	>85	54	310x310x55	1,15
ZERO 40 WW	<b>BZERO40030WW</b>	Ø400	WW	3000°K	2348	30	100÷240 AC	>85	54	410x410x60	1,75

**Plafoniera LED per uso esterno IP54**

- Struttura in Policarbonato bianco e schermo in PMMA
- Grande omogeneità luminosa
- Funziona in bassa tensione con trasformatore incorporato
- Consumo molto limitato
- Lunga durata

**IP54 LED fixture for outdoor use**

- Structure and frame in Polycarbonate, PMMA screen
- Homogeneous light output
- Safety low voltage with specific included driver
- Limited consumption
- Long life time

**LED Anbau-Leuchte für Außeninstallation IP54**

- Struktur in weißem Polycarbonat und PMMA Bildschirm
- Homogenes Licht
- NV-Betrieb durch besonderen Transformator
- Begrenzter Verbrauch
- Lange Lebensdauer

**Plafonniers LED pour l'extérieur IP54**

- Corps en Polycarbonate blanc et réflecteur en PMMA
- Luminosité très homogène
- Il marche en basse tension avec alimentation intégrée
- Consommation très limitée
- Longue durée de vie

**Lamparas de techo/pared LED IP54**

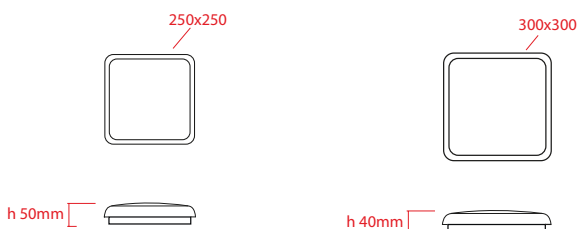
- Estructura de policarbonado blanco y pantalla en PMMA
- Excelente homogeneidad luminica
- Alta seguridad por funcionamiento a baja tension, con transformador integrado
- Consumo muy limitado
- Larga vida





Plafoniere LED • LED fixtures





Type	Part N°	Dimensions (mm)	Light Colour	° Kelvin (±10%)	Lumen	Power (W)	Input (V)	CRI	IP	Packing box dimensions (mm)	Weight (kg)
JAZZ 25 NW	<b>BJAZZQ2512NW</b>	250x250	NW	4200°K	1100	12	100÷240 AC	>85	54	260x260x60	0,90
JAZZ 30 NW	<b>BJAZZQ3025NW</b>	300x300	NW	4200°K	2062	25	100÷240 AC	>85	54	310x310x60	1,23
JAZZ 25 WW	<b>BJAZZQ2512WW</b>	250x250	WW	3000°K	1200	12	100÷240 AC	>85	54	260x260x60	0,90
JAZZ 30 WW	<b>BJAZZQ3025WW</b>	300x300	WW	3000°K	1938	25	100÷240 AC	>85	54	310x310x60	1,23

**🇮🇹 Plafoniera LED per uso esterno IP54**

- Struttura in Policarbonato bianco e schermo in PMMA
- Grande omogeneità luminosa
- Funziona in bassa tensione con trasformatore incorporato
- Consumo molto limitato
- Lunga durata

**🇬🇧 IP54 LED fixture for outdoor use**

- Structure and frame in Polycarbonate, PMMA screen
- Homogeneous light output
- Safety low voltage with specific included driver
- Limited consumption
- Long life time

**🇩🇪 LED Anbau-Leuchte für Außeninstallation IP54**

- Struktur in weißem Polycarbonat und PMMA Bildschirm
- Homogenes Licht
- NV-Betrieb durch besonderen Transformator
- Begrenzter Verbrauch
- Lange Lebensdauer

**🇫🇷 Plafonniers LED pour l'extérieur IP54**

- Corps en Polycarbonate blanc et réflecteur en PMMA
- Luminosité très homogène
- Il marche en basse tension avec alimentation intégrée
- Consommation très limitée
- Longue durée de vie

**🇪🇸 Lamparas de techo/pared LED IP54**

- Estructura de policarbonado blanco y pantalla en PMMA
- Excelente homogeneidad luminica
- Alta seguridad por funcionamiento a baja tension, con transformador integrado
- Consumo muy limitado
- Larga vida




# BILLY CCT

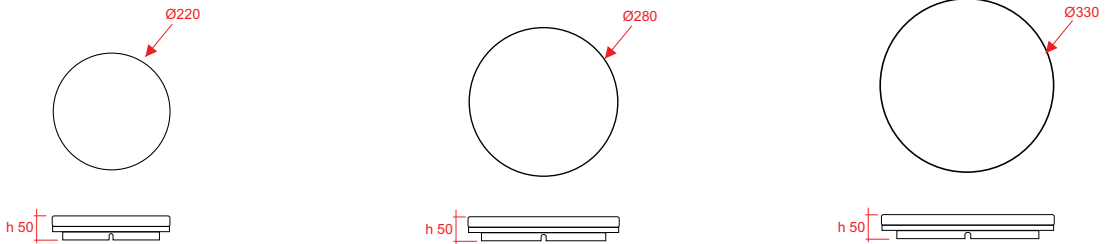
QUALIKO<sup>srl</sup>  
PROFESSIONAL LIGHT COMPONENTS



Plafoniere LED • LED fixtures



CE EMC IP54 IK08 RoHS



Type	Part N°	Dimensions (mm)	° Kelvin (±10%)	Lumen	Power (W)	Input (V)	CRI	IP	Packing box dimensions (mm)	Weight (kg)
BILLY 12 CCT	<b>BCL120112CCT</b>	Ø220x50h	3000 - 4000 - 5700K	1490	12±1	175÷240 AC	>80	IP54	225x225x55h	0,45
BILLY 18 CCT	<b>BCL120118CCT</b>	Ø280x50h	3000 - 4000 - 5700K	2150	18±1	175÷240 AC	>80	IP54	285x285x55h	0,73
BILLY 24 CCT	<b>BCL120124CCT</b>	Ø330x50h	3000 - 4000 - 5700K	3200	24±1	175÷240 AC	>80	IP54	335x335x55h	0,98

**Plafoniere LED CCT**

- Selettore per scelta colore (3000K - 4000K - 5700K)
- Struttura in Policarbonato bianco e schermo in PMMA
- Grande omogeneità luminosa
- Funziona in bassa tensione con trasformatore incorporato
- Consumo molto limitato
- Lunga durata

**CCT LED Fixture**

- Switch for color setting (3000K - 4000K - 5700K)
- Structure and frame in Polycarbonate, PMMA screen
- Homogeneous light output
- Safety low voltage with specific included driver
- Limited consumption
- Long life time

**Led Anbau-Leuchte CCT**


- Switch für Farbauswahl (3000K - 4000K - 5700K)
- Struktur in weißem Polycarbonat und PMMA Bildschirm
- Homogenes Licht
- NV-Betrieb durch besonderen Transformator
- Begrenzter Verbrauch
- Lange Lebensdauer

**Plafonniers LED CCT**

- Programmeur de teintes (3000K - 4000K - 5700K)
- Corps en Polycarbonate blanc et réflecteur en PMMA
- Luminosité très homogène
- Il marche en basse tension avec alimentation intégrée
- Consommation très limitée
- Longue durée de vie

**Lamparas de techo/pared LED CCT**

- Selector de colores (3000K - 4000K - 5700K)
- Estructura de policarbonado blanco y pantalla en PMMA
- Excelente homogeneidad luminica
- Alta seguridad por funcionamiento a baja tension, con transformador integrado
- Consumo muy limitado
- Larga vida



- 3000K
- 4000K
- 5700K



Plafoniere LED • LED fixtures





CE EMC IP65 IK08 RoHS

Type	Part N°	Dimensions (mm)	Light Colour	° Kelvin (±10%)	Lumen	Power (W)	Input (V)	CRI	IP	Weight (kg)
PIXY ROUND 12	BPIXY12RO40B	Ø 190x80h	NW	4000°K	960	12±1	220÷240 AC	>80	IP65	0,25
PIXY OVAL 12	BPIXY12OV40B	216x118x79h	NW	4000°K	960	12±1	220÷240 AC	>80	IP65	0,25

#### Plafoniera LED IP65

- Struttura in Policarbonato bianco e schermo in PMMA
- Grande omogeneità luminosa
- Funziona in bassa tensione con trasformatore incorporato
- Consumo molto limitato
- Lunga durata

#### IP65 LED fixture

- Structure and frame in Polycarbonate, PMMA screen
- Homogeneous light output
- Safety low voltage with specific included driver
- Limited consumption
- Long life time

#### LED Anbau-Leuchte IP65

- Struktur in weißem Polycarbonat und PMMA Bildschirm
- Homogenes Licht
- NV-Betrieb durch besonderen Transformator
- Begrenzter Verbrauch
- Lange Lebensdauer

#### Plafonniers LED IP65

- Corps en Polycarbonate blanc et reflecteur en PMMA
- Luminosité très homogène
- Il marche en basse tension avec alimentation intégrée
- Consommation très limitée
- Longue durée de vie

#### Lamparas de techo/pared LED IP65

- Estructura de policarbonado blanco y pantalla en PMMA
- Excelente homogeneidad luminica
- Alta seguridad por funcionamiento a baja tension, con transformador integrado
- Consumo muy limitado
- Larga vida

# ZEUS

QUALIKO<sup>srl</sup>  
PROFESSIONAL LIGHT COMPONENTS



Plafoniere LED • LED fixtures

Made in Italy



Type	Part N°	Dimensions (mm)	Light Colour	° Kelvin (±10%)	Lumen	Power (W)	Input (V)	P.F.	CRI	Packing box dimensions (mm)	Weight (kg)
ZEUS Small NW	<b>BPC130CCTNW</b>	Ø130x105h	NW	4200°K	835	11	100÷240 AC	>0,60	>80	130x130x120h	0,55
ZEUS Med NW	<b>BPC165CCTNW</b>	Ø165x120h	NW	4200°K	1623	20	100÷240 AC	>0,85	>80	180x180x130h	0,85
ZEUS Large NW	<b>BPC200CCTNW</b>	Ø200x130h	NW	4200°K	2344	29	100÷240 AC	>0,93	>80	210x210x140h	1,25
ZEUS Small WW	<b>BPC130CCTWW</b>	Ø130x105h	WW	3000°K	785	11	100÷240 AC	>0,60	>80	130x130x120h	0,55
ZEUS Med WW	<b>BPC165CCTWW</b>	Ø165x120h	WW	3000°K	1525	20	100÷240 AC	>0,85	>80	180x180x130h	0,85
ZEUS Large WW	<b>BPC200CCTWW</b>	Ø200x130h	WW	3000°K	2203	29	100÷240 AC	>0,93	>80	210x210x140h	1,25

## Plafoniera LED

- Struttura in alluminio verniciato
- Grande omogeneità luminosa
- Funziona in bassa tensione con trasformatore incorporato
- Consumo molto limitato
- Lunga durata

## LED ceiling fixture

- Painted aluminum structure
- Homogeneous light output
- Safety low voltage with specific included driver
- Limited consumption
- Long life time

## LED Anbau-Leuchte

- Structure en aluminium vernis
- Luminosité très homogène
- Il marche en basse tension avec alimentation intégrée
- Consommation tres limitée
- Longue durée de vie

## Plafonniers LED

- Corps en Polycarbonate blanc et reflecteur en PMMA
- Luminosité très homogène
- Il marche en basse tension avec alimentation intégrée
- Consommation tres limitée
- Longue durée de vie

## Lamparas de techo/pared LED

- Estructura de aluminio pintado
- Excelente homogeneidad luminica
- Alta seguridad por funcionamiento a baja tension, con transformador integrado
- Consumo muy limitado
- Larga vida